



Policy Brief No 7 of 2025

Evolving Marriage and Family Patterns and their Implications on Wellbeing of the Family in Kenya

Overview

Marriage and family play a central role in Kenya’s socio-economic development, shaping demographic outcomes, economic productivity, and social wellbeing. As key pillars of the country’s social fabric, understanding their changing dynamics is critical for promoting social cohesion and inclusive development. Recent shifts in marriage and family patterns have direct implications for social protection systems, caregiving, and the wellbeing of vulnerable members of the family. This policy brief examines key trends from population censuses and KDHS on these evolving patterns, highlights implications for family wellbeing, and proposes targeted policy responses.

Background

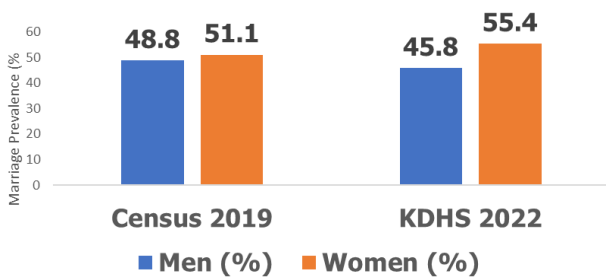
Globally and in Kenya, marriage and family remain essential social institutions for socialization, care, and economic stability. However, rapid demographic, social, and economic changes are reshaping family dynamics. Kenya has experienced a decline in the proportion of the population married, alongside increases in marital dissolution and diverse household arrangements. These transformations reflect broader demographic and socio-economic trends that carry implications for wellbeing, caregiving responsibilities, and social support systems, particularly for women, children, and the older persons.

Key Findings

1. Marriage Prevalence

- Figure 1 shows that Marriage remains widespread among both sexes in Kenya
- **2019 Census:** Women **51.1%** / Men **48.8%** (aged 12+) were married
- **2022 KDHS:** Women **55.4%** (aged 15–49) / Men **45.8%** (aged 15–54) were currently married

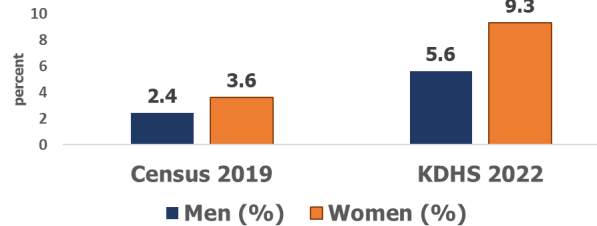
Figure 1: Marriage Prevalence by Sex: Census 2019 and KDHS 2022



2. Increase in Divorced/separated Rates among Women and Men

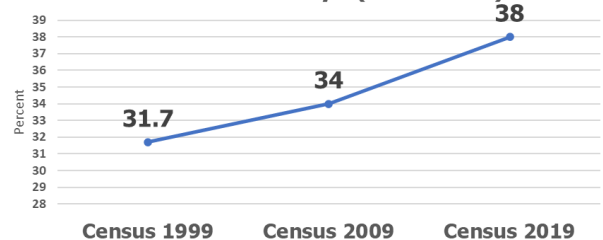
- **2019 Census:** Women **3.6%** / Men **2.4%** were Divorced/separated
- **2022 KDHS:** Women **9.3%** / Men **5.6%** were divorced/separated
- Separation increased substantially by 2022 compared to 2019 census measures (even accounting for age group differences), indicating evolving patterns of marital dissolution

Figure 2: Percent Divorced/Separated by Sex: Census 2019 and KDHS 2022



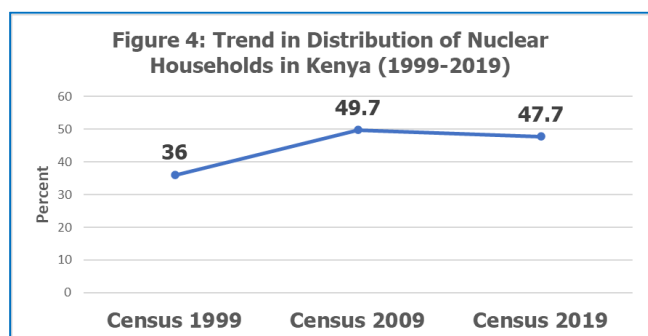
3. Rise in Female-headed Households from 32% in 1999 to 38% in 2019

Figure 3: Trend in Female-headed Households in Kenya (1999-2019)



Policy Brief No 7 of 2025

4. Notable Decline in Nuclear Households from 49.7% in 2009 to 47.7% in 2019 (Census)



Implications

- Rising divorce/separation, single-parenthood and changing marital stability contribute to vulnerability among women, children and older persons, requiring enhanced social protection and safety nets.
- The growth in female-headed households signals increased responsibility for sole caregiving and income responsibilities among women, highlights persistent gender inequalities and economic vulnerability requiring targeted policy responses.
- Decline in nuclear families reflects growing diversity of family types and potential weakening of traditional support structures, which calls for adaptable social protection systems and community support mechanisms.

Recommendations:

The National Council for Population and Development to:

1. Conduct a national family study to better understand the unique dynamics and challenges facing families
2. Integrate family dynamics into population, health, and development planning.

The State Department for Social Protection and Senior Citizen Affairs should:

1. Create awareness on the changes affecting family dynamics and how to address emerging vulnerabilities
2. Involve the support of religious leaders and community leaders and gatekeepers in addressing the issues affecting family and marriage
3. Strengthen family-responsive social protection policies that recognize diverse family structures, including single-parent and female-headed households
4. Enhance access to marriage and family life counselling and psychosocial support services to promote stable and healthy family relationships

State Department for Children Services to:

Strengthen multisectoral collaboration across sectors to address evolving family structures and emerging caregiving needs for children.

Conclusion

Evolving marriage and family patterns in Kenya reflect broader demographic and social transitions with significant implications for family wellbeing. Responsive, inclusive, and data-driven policies are essential to strengthen family resilience, protect vulnerable members, and ensure that social

References

1. National Council for Population and Development. 2025. Kenya Population Situation Analysis (2025).
2. Kenya National Bureau of Statistics (2009) and (2019) Kenya Population and Housing Census
3. Kenya National Bureau of Statistics (KNBS) (2010) and (2023). Kenya Demographic Health Survey

This Policy Brief is based on the Kenya Population Situational Analysis Report 2025.

Collaborating Organizations: National Council for Population and Development (NCPD), Population Studies and Research Institute (PSRI) and United Nations Population Fund (UNFPA).

Copyright © 2025, National Council for Population and Development. All rights reserved. This report or any portion thereof may not be reproduced or used in any manner whatsoever without the express written permission of the National Council for Population and Development, except for the use of brief quotations in a book review.



NCPD is a semi-autonomous government agency that formulates and promotes population policy and coordinates related activities for sustainable development in Kenya.

NCPD
National Council for Population and Development
P.O. Box 48994 – GPO Nairobi
00100, Kenya
Tel: +254 735 700 208/0724 256 202
Email: info@ncpd.go.ke
www.ncpd.go.ke